

**CARRYALL 4X4 SERIES**

**Club Car**

**UNSURPASSED DURABILITY,  
WORRY-FREE PERFORMANCE**

You want a vehicle you can depend on, one that won't get stuck in the mud or fall behind. With auto-locking differentials, aircraft-grade frames, and 4-link, semi-independent rear suspension, our 4WD vehicles are ready to handle whatever you throw at them.






**CARRYALL**





## CARRYALL 1500<sup>AWD</sup> MUSCLE MEETS FLEXIBILITY

IntelliTrak™ automatically senses the terrain and shifts power for maximum traction. Combined with a 2000-pound towing capacity and automotive-style rear suspension, the Carryall 1500 can handle any job.

|   |  |   |  |   |
|---|--|---|--|---|
|  |  |  |  |  |
| Max Speed<br>25 mph   |  | Max Vehicle<br>Capacity<br>1450 lbs   |  | Horsepower<br>20 hp (gasoline)<br>20 hp (diesel)                                    |



## CARRYALL 1500<sup>AWD</sup> IntelliTach

### OUR MOST VERSATILE UTV




The same automatic 4WD system as our Carryall 1500 plus exclusive IntelliTach™ quick-change hydraulic tool attachment system. It's a mini forklift to help you do your best work.

|   |  |   |  |   |
|---|--|---|--|---|
|  |  |  |  |  |
| Max Speed<br>25 mph   |  | Max Vehicle<br>Capacity<br>1200 lbs   |  | Horsepower<br>20 hp (diesel)  |



## CARRYALL 1700<sup>AWD</sup> SEATS FOUR AND HAULS CARGO

With automatic four-wheel drive, four seats, and a full-size truck bed, Carryall 1700 can haul more cargo and passengers to places others fear to tread.

|   |  |   |  |   |
|---|--|---|--|---|
|  |  |  |  |  |
| Max Speed<br>25 mph   |  | Max Vehicle<br>Capacity<br>1600 lbs   |  | Horsepower<br>20 hp (gasoline)<br>20 hp (diesel)                                      |

## READY FOR A HARD DAY'S WORK

Our new 4x4 Passenger Cab features 40% more airflow and a variety of accessories for comfort, efficiency, and versatility. Carryall AWD UTVs with an added cab help you get a variety of jobs done, even on tough terrain or in extreme weather conditions.



## IntelliTach

### KEEP YOUR ESSENTIALS READY


Reduce the need for expensive construction equipment and get a variety of jobs done quickly with our exclusive IntelliTach™ quick-change tool attachment system.



Front Bucket



Plow Blade



Pallet Forks

## OPTIONS & ACCESSORIES

Ask your Club Car sales representative for details.



2500 lb Winch



Canopy



Strobe Light



Windshield (solid and fold-down available)



Heavy-Duty Brushguard



High Capacity Upgrade





# CARRYALL 1500<sup>AMP</sup>



**GASOLINE**



**DIESEL**



**DIESEL W/ INTELLITACH**

# CARRYALL 1700<sup>AMP</sup>



**GASOLINE**



**DIESEL**

|                           |   |   |  |   |   |
|---------------------------|---|---|--|---|---|
| <b>ENGINE</b>             | Kawasaki 4-cycle, industrial grade  | Kubota D722, industrial grade   | Kubota D722, industrial grade  | Kawasaki 4-cycle, industrial grade  | Kubota D722, industrial grade   |
| <b>HORSEPOWER</b>         | 20.1 hp (15 kW) rated<br>@ 3400 RPM per SAE J1349                                 | 20 hp (15 kW) rated<br>@ 3600 RPM per SAE J1995                                   | 20 hp (15 kW) rated<br>@ 3600 RPM per SAE J1995  | 20.1 hp (15 kW) rated<br>@ 3400 RPM per SAE J1349                                 | 20 hp (15 kW) rated<br>@ 3600 RPM per SAE J1995                                   |
| <b>BATTERIES</b>          | 12-volt 500 CCA 105 min reserve   | 12-volt 500 CCA 105 min reserve   | 12-volt 500 CCA 105 min reserve  | 12-volt 500 CCA 105 min reserve   | 12-volt 500 CCA 105 min reserve   |
| <b>STEERING</b>           | Rack and pinion with tilt steering  | Rack and pinion with tilt steering  | Rack and pinion with tilt steering   | Rack and pinion with tilt steering  | Rack and pinion with tilt steering  |
| <b>FRONT SUSPENSION</b>   | Independent double A-arms with coil-over shocks                                   | Independent double A-arms with coil-over shocks                                   | Independent double A-arms with coil-over shocks  | Independent double A-arms with coil-over shocks                                   | Independent double A-arms with coil-over shocks                                   |
| <b>REAR SUSPENSION</b>    | Semi-independent, 4-link solid axle   | Semi-independent, 4-link solid axle   | Semi-independent, 4-link solid axle  | Semi-independent, 4-link solid axle   | Semi-independent, 4-link solid axle   |
| <b>BRAKES</b>             | Twin piston front, single piston rear hydraulic disc                              | Twin piston front, single piston rear hydraulic disc                              | Twin piston front, single piston rear hydraulic disc   | Twin piston front, single piston rear hydraulic disc                              | Twin piston front, single piston rear hydraulic disc                              |
| <b>PARK BRAKE</b>         | Mechanical disc   | Mechanical disc   | Mechanical disc  | Mechanical disc   | Mechanical disc   |
| <b>TIRES</b>              | Standard All-terrain, 25 x 11-12, 4-ply<br>Optional Mud, 25 x 11-12, 6-ply        | Standard All-terrain, 25 x 11-12, 4-ply<br>Optional Mud, 25 x 11-12, 6-ply        | Standard All-terrain, 25 x 11-12, 4-ply<br>Optional Mud, 25 x 11-12, 6-ply   | Standard All-terrain, 25 x 11-12, 4-ply<br>Optional Mud, 25 x 11-12, 6-ply        | Standard All-terrain, 25 x 11-12, 4-ply<br>Optional Mud, 25 x 11-12, 6-ply        |
| <b>BED L x W x H</b>      | 48.8 x 49.8 x 10.9 in (124 x 127 x 28 cm)   | 48.8 x 49.8 x 10.9 in (124 x 127 x 28 cm)   | 48.8 x 49.8 x 10.9 in (124 x 127 x 28 cm)  | 48.8 x 49.8 x 10.9 in (124 x 127 x 28 cm)   | 48.8 x 49.8 x 10.9 in (124 x 127 x 28 cm)   |
| <b>WHEELBASE</b>          | 82 in (208 cm)  | 82 in (208 cm)  | 82 in (208 cm)   | 114 in (290 cm)   | 114 in (290 cm)   |
| <b>GROUND CLEARANCE</b>   | 8.2 in (21 cm)  | 8.2 in (21 cm)  | 7.3 in (19 cm) - under differential<br>11.1 in (28 cm) - under floorboard  | 8.2 in (21 cm)  | 8.2 in (21 cm)  |
| <b>FUEL TANK CAPACITY</b> | 6.5 gal (24.6 L)  | 6.5 gal (24.6 L)  | 6.5 gal (24.6 L)   | 6.5 gal (24.6 L)  | 6.5 gal (24.6 L)  |
| <b>CURB WEIGHT</b>        | 1430 lb (649 kg)  | 1550 lb (703 kg)  | 1751 lb (794 kg)   | 1630 lb (739 kg)  | 1750 lb (794 kg)  |
| <b>BED CAPACITY</b>       | Standard 800 lb (363 kg);<br>With HD Suspension 1050 lb (476 kg)                  | Standard 800 lb (363 kg);<br>With HD Suspension 1050 lb (476 kg)                  | Standard 800 lb (363 kg)   | 800 lb (363 kg)   | 800 lb (363 kg)   |
| <b>PAYLOAD CAPACITY</b>   | Standard 1200 lb (544 kg);<br>With HD Suspension 1450 lb (658 kg)                 | Standard 1200 lb (544 kg);<br>With HD Suspension 1450 lb (658 kg)                 | Standard 1200 lb (544 kg)  | 1600 lb (726 kg)  | 1600 lb (726 kg)  |
| <b>TOWING CAPACITY</b>    | 2000 lb (907 kg)  | 2000 lb (907 kg)  | 2000 lb (907 kg)   | 2000 lb (907 kg)  | 2000 lb (907 kg)  |
| <b>OVERALL HEIGHT</b>     | 80.3 in (204 cm)  | 80.3 in (204 cm)  | 80.3 in (204 cm)   | 80.3 in (204 cm)  | 80.3 in (204 cm)  |
| <b>OVERALL LENGTH</b>     | 124.6 in (317 cm)   | 124.6 in (317 cm)   | 121 in (307 cm) - w/o attachment arm and w/ cylinders stored<br>136 in (345 cm) - w/ attachment arm and cylinder fully extended<br>155 in (394 cm) - max extended position | 154 in (391 cm)   | 154 in (391 cm)   |
| <b>OVERALL WIDTH</b>      | 58.5 in (149 cm)  | 58.5 in (149 cm)  | 58.5 in (149 cm)   | 58.5 in (149 cm)  | 58.5 in (149 cm)  |
| <b>SPEED RANGE</b>        | 25 mph (40.2 km/h)  | 25 mph (40.2 km/h)  | 25 mph (40.2 km/h)   | 25 mph (40.2 km/h)  | 25 mph (40.2 km/h)  |
| <b>LIMITED WARRANTY</b>   | 1 yr/1000 hr limited vehicle warranty<br>2 yr/2000 hr limited powertrain warranty | 1 yr/1000 hr limited vehicle warranty<br>2 yr/2000 hr limited powertrain warranty | 1 yr/1000 hr limited vehicle warranty<br>2 yr/2000 hr limited powertrain warranty  | 1 yr/1000 hr limited vehicle warranty<br>2 yr/2000 hr limited powertrain warranty | 1 yr/1000 hr limited vehicle warranty<br>2 yr/2000 hr limited powertrain warranty |

Dark Gray

Red

Dark Green

Colors may vary by product